











# HPW3-Q-UXX

## Mini Qube Chassis



### SPECIFICATION

							
Intel 12th Gen i7-12700	16GB DDR4	Intel UHD 770	1 x Displayport, 1 x HDMI	2 x 1GbE	1 x 250GB JBOD	Up to 32TB JBOD	Windows 10 Pro 64bit
RAID CONTROLLER	RAID BATTERY BACKUP	RAID CONFIG	REDUNDANT PSU	PSU	FORM FACTOR	IPMI REMOTE MANAGEMENT	ACCESSORIES
N/A	N/A	JBOD	N/A	High Efficiency 250W	Mini Qube	N/A	Keyboard and mouse

### TECHNICAL

Electrical	Physical	Environmental
100 - 240V, 50 - 60Hz <b>CERTIFICATES:</b> FCC, CUL, CE, EN6050/IEC-60950	<b>DIMENSIONS:</b> WIDTH: 211mm DEPTH: 280mm HEIGHT: 241mm WEIGHT: 8Kg	<b>OPERATING TEMP:</b> 0C to 35C <b>STORAGE TEMP:</b> -40C to 60C <b>HUMIDITY RANGE:</b> 10% to 90% non-condensing
<b>Reference *:</b> SSD = Solid State Disk, HDD = Hard Disk Drive, GB = Gigabyte (1000 Megabytes), TB = Terabyte (1000 Gigabytes), R1 = RAID1, R5 = RAID5, R6 = RAID6, R50 = RAID50, R60 = RAID60, +HS = Hotspare, 1GbE = 1 Gigabit Ethernet, 10 GbE = 10 Gigabit Ethernet, SFP / SFP+ = Fibre network connection, CPU = Central Processing Unit, GPU = Graphics Processing Unit, OS = Operating System, IPMI = Remote out of band management, KB = Keyboard		

